

Defending the Nation: Designing Defensive Structures




Design plans for a structure you could build during your visit. You may want to do one plan as a big group, or split up into smaller groups then vote! You need one secret plan per group.

You will get a total of **254** bricks. You can see which shapes and sizes of bricks are available on the next page, and how many there are of each.


Think about what shapes and features you think would be good to include if you needed to defend against attack. Which bricks would be best to build these shapes and features?

The surface area you have to build on is 33cm x 38.5cm.


Brick Supplies:




128




49




18




23




16




1



1



6



12

Draw your design here:



Remember to bring this plan with you on your visit!



**You will need to know how many of each type of brick you need and in which order.
You can't build a roof without first building the walls!**

Make a list of the supplies you need here:

Remember to bring this plan with you on your visit!

